

NEW AIR

PRODUCT
CATALOGUE 2024



LOGO DESCRIPTIONS


Plug types:



NEMA 5- 15P



NEMA 5- 20P



NEMA 6- 20P



NEMA 6- 30P

Warranties :



1 YEAR WARRANTY ON
PARTS AND LABOUR



2 YEAR WARRANTY ON
PARTS AND LABOUR



3 YEAR WARRANTY ON
PARTS AND LABOUR



5 YEAR WARRANTY ON
COMPRESSORS

Eco-Energetic :



NATURAL
REFRIGERATION

Temperature :



HEATED
MERCHANDISER

Certifications:



Intertek
5001766

OUR PRODUCTS ARE
INTERTEK ETL TESTED

ENERGY
PERFORMANCE
VERIFIED

CONFORMS TO UL STD .471
CONFORMS TO NSF/ANSI STD.7

CERTIFIED TO CSA STD.C22.2 NO.120

TABLE OF CONTENTS

PREMIUM SERIES

Merchandisers

5-7 Heated Open Merchandisers

8-12 Grab n' Go Open Merchandisers

VISION SERIES

Merchandisers

14-17 Glass door merchandiser with canopy

18-21 Glass door merchandiser without canopy

Stainless Steel

23-24 Stainless Refrigerators

25 Stainless Freezers

27-29 Undercounters

31-33 Salad & Sandwich Prep Tables

34-35 Pizza Prep Tables

37-38 Refrigerated Chef Bases

Ice Cream Freezers

40-42 Curved Glass Freezers

43 Flat Glass Freezers

Beer Coolers

45-46 Beverage Dispensers

47-49 Back bars

Display Cases

51 Upright Glass Display Cases

52-53 Square Glass Display Cases

54-54 Curved Glass Display Cases

56-57 Gravity Coil Display Cases

58 Open Display Cases

Countertop Display cases

60 Standard Displays

61-63 Self-serve Displays

64 Heated Displays

65-66 Specialty Displays



**ELEVATE
YOUR
STANDARDS**

PREMIUM SERIES



Our premium series offers the most top-of-the-line solutions for heated and refrigerated display needs. Built to last, the premium serie is made of the highest quality materials with the utmost care to provide you with only the best of products.

GRAB N' GO OPEN HEATED MERCHANDISER

Ideal for restaurants, cafés, convenience stores & supermarkets
Product code: NOM-39-HT



FEATURES

Pull-down night curtain

Warm-toned LED lighting on the top of unit and under each shelf

Temperature of each shelf is independently controlled

Front bumper & handle to access control panel

Stainless steel interior and exterior

4 casters and 2 front legs

Temperature range: 65 to 71°C

NOM-39-HT

Exterior Unit Dimensions 39" (w) x 30.5" (d) x 77" (h)

Interior Dimensions 38" (w) x 21" (d) x 53" (h)

Capacity 439 L & 15.5 CU. FT

Voltage 208 V / 60 Hz / 1 PH
240 V / 60Hz / 1PH

Amperage 17.11 A (208 v) 20 A (240 v)

Plug Type NEMA 6- 30P

Inside control panel: separate digital temperature controls and light switches in lower drawer



NEMA 6- 30P



PREMIUM SERIES

HEATED GRAB N' GO OPEN MERCHANDISER

Ideal for restaurants, cafés, convenience stores & supermarkets

Product code: NOM-40-HT



FEATURES

Warm-toned LED lighting on the top of unit and under each shelf

Pull-down night curtain

Temperature of each shelf is independently controlled

Digital temperature control & light switches

Black-brushed stainless steel exterior

4 casters and 2 front legs

Temperature range 65 to 71°C

NOM-40-HT

Exterior Unit Dimensions 39.5" (w) x 29" (d) x 78.75" (h)



Interior Dimensions 36" (w) x 22.5" (d) x 49" (h)

Capacity 388 L & 13.8 CU. FT

Voltage 208 V / 60 Hz / 1 PH
240 V / 60Hz / 1PH

Amperage 17.12 A (208 v) 20 A (240 v)

Plug Type NEMA 6- 30P



NEMA 6- 30P

HEATED GRAB N' GO OPEN MERCHANDISER

Ideal for restaurants, cafés, convenience stores & supermarkets
Product code : NOM-36-HTS



FEATURES

Warm-toned LED lighting on the top of unit and under each shelf

Pull-down night curtain

Temperature of each shelf is independently controlled

Black brushed stainless steel exterior

Digital temperature control with separate light switch

4 casters and 2 front legs

Temperature range 65 to 71°C

NOM-36-HTS

Exterior Unit Dimensions 36" (w) x 35" (d) x 53.5" (h)

Interior Dimensions 33.5" (w) x 23" (d) x 28" (h)

Capacity 171 L & 6.04 CU. FT

Voltage 208 V / 60 Hz / 1 PH
240 V / 60Hz / 1PH

Amperage 13.70 A (208 v) 15.83 A (240 v)

Plug Type NEMA 6- 30P



NEMA 6- 30P



PREMIUM SERIES

GRAB N' GO VERTICAL OPEN MERCHANDISERS

Ideal for restaurants, cafés, convenience stores & supermarkets
Product Code: NOM-40-S



FEATURES

Pull-down night curtain

Cool tone LED lighting on the top of unit and under each shelf

Stainless-steel black-brushed exterior

4 adjustable shelves


Double tempered glass

Front-facing condenser with easy-to-clean filter


Price tag channel

Digital Temperature Controls and on/off switch

Temperature range 2 to 5°C



Drain pan heating element for condensation evaporation



GRAB N' GO VERTICAL OPEN MERCHANDISERS

NOM-40-S

Exterior Unit Dimensions 39.5" (w) x 30.25" (d) x 78.75" (h)

Interior Dimensions 36" (w) x 22" (d) x 48" (h)

Capacity 510 L & 18 CU. FT

Voltage 115 V / 60 Hz

Amperage / Plug Type 14 A / NEMA 5- 20P



NOM-52-S

Exterior Unit Dimensions 51.25" (w) x 30.25" (d) x 78.75" (h)

Interior Dimensions 48" (w) x 22" (d) x 48" (h)

Capacity 677 L & 23.9 CU. FT

Voltage 115 V / 60 Hz

Amperage / Plug Type 14 A / NEMA 5- 20P



NOM-59-S

Exterior Unit Dimensions 59.25" (w) x 33.25" (d) x 78.75" (h)

Interior Dimensions 54.5" (w) x 23.5" (d) x 48" (h)

Capacity 768 L & 27.1 CU. FT

Voltage 208 V - 230 V / 60 Hz / 1 PH

Amperage / Plug Type 12.6 A / NEMA 6- 20P



NOM-71-S

Exterior Unit Dimensions 71" (w) x 33.25" (d) x 78.75" (h)

Interior Dimensions 65" (w) x 23.5" (d) x 48" (h)

Capacity 872 L & 30.8 CU. FT

Voltage 208 V - 230 V / 60 Hz / 1 PH

Amperage / Plug Type 12.6 A / NEMA 6- 20P



PREMIUM SERIES

GRAB N' GO MEDIUM PROFILE OPEN MERCHANDISERS

Ideal for restaurants, cafés, convenience stores & supermarkets
Product code: NOM-36-CDS



FEATURES

Pull-down night curtain

Cool tone LED lighting on the top of unit and under each shelf

2 adjustable shelves, height and angle

Double tempered glass

Stainless-steel black-brushed exterior

Front-facing condenser with easy-to-clean filter

Price tag channel

Digital temperature control with separate light switch

Drain pan heating element for condensation evaporation

Temperature Range 2 to 5°C

NOM-36-CDS

Exterior Unit Dimensions 35.5" (w) x 35.75" (d) x 53.5" (h)

Interior Dimensions 33.5" (w) x 23" (d) x 28" (h)

Capacity 191 L & 6.74 CU. FT

Voltage 115 V / 60 Hz

Amperage / Plug Type 8.5 A / NEMA 5- 15P

NOM-48-CDS


Exterior Unit Dimensions 47.25" (w) x 35.75" (d) x 53.5" (h)

Interior Dimensions 42.5" (w) x 23" (d) x 28" (h)



Capacity 258 L & 9.11 CU. FT

Voltage 115 V / 60 Hz / 1PH

Amperage / Plug Type 8.5 A / NEMA 5- 15P



Drain pan heating element for condensation evaporation



GRAB N' GO LOW PROFILE OPEN MERCHANDISERS

Ideal for restaurants, cafés, convenience stores & supermarkets
Product code: NOM-36-LSB



PREMIUM SERIES

FEATURES

Pull-down night curtain

Double Tempered glass

4 staging shelves


Stainless-steel black-brushed exterior

Cool-toned LED lighting

Front-facing condenser with easy-to-clean filter

Digital temperature control with separate light switch

Temperature Range 2 to 5°C



Drain pan heating element for condensation evaporation

NOM-36-LSB

Exterior Unit Dimensions 35.5" (w) x 35.75" (d) x 41.5" (h)

Interior Dimensions 32.25" (w) x 28" (d) x 16" (h)

Capacity 144 L & 5.08 CU. FT

Voltage 115 V / 60 Hz

Amperage / Plug Type 7.8 A / NEMA 5- 15P

NOM-52-LSB

Exterior Unit Dimensions 51.25" (w) x 35.75" (d) x 41.5" (h)

Interior Dimensions 49" (w) x 23" (d) x 16" (h)

Capacity 215 L & 7.59 CU. FT

Voltage 115 V / 60 Hz / 1PH

Amperage / Plug Type 8.5 A / NEMA 5- 15P



DUAL SERVICE COMBINATION DISPLAY CASES & MERCHANDISERS

Ideal for restaurants, bakeries, convenience stores & supermarkets
Product code: NCC-48-SS



FEATURES

Grab N' Go merchandiser (bottom section)

3 separate temperature zones

Anti-fog glass with curve detail

Rear sliding doors

Standard night curtain

Dixell digital temperature control

Mirrored-stainless steel interior

LED lighting on top of the bottom display section

Drain pan heating element for condensation evaporation

Temperature range 2 to 5°C

NCC-36-SS

Exterior Unit Dimensions 36" (w) x 32" (d) x 59" (h)

Interior Dimensions Top left / right: 15.5" (w) x 13" (d) x 18" (h)
Bottom: 32.5" (w) x 21" (d) x 13" (h)

Capacity 354 L & 12.5 CU. FT

Voltage 115 V / 60 Hz

Amperage / Plug Type 7.8 A / NEMA 5- 15P

NCC-48-SS

Exterior Unit Dimensions 47.5" (w) x 32" (d) x 59" (h)

Interior Dimensions Top left / right: 21.5" (w) x 13" (d) x 18" (h)
Bottom: 44" (w) x 21" (d) x 13" (h)

Capacity 483 L & 17.06 CU. FT

Voltage 115 V / 60 Hz

Amperage / Plug Type 7.8 A / NEMA 5- 15P



GLASS DOOR MERCHANDISERS



GLASS DOOR MERCHANDISERS WITH CANOPY

Ideal for convenience stores, front of house, grocery stores, restaurants & cafés

Product code: NGR-48 -S



FEATURES

Exterior LED sign light and interior lighting

Double pane tempered glass

Heavy duty adjustable shelving

Auto-closing double doors with stay-open feature

More efficient evaporator motor and condenser

Casters (with front brakes)

Temperature range 0 to 10°C

NGR-48-S

Exterior Unit Dimensions 47.2" (w) x 25.4" (d) x 76.9" (h)


Interior Dimensions 43.7" (w) x 23.4" (d) x 60.4" (h)

Capacity 1073 L & 38 CU. FT

Voltage 110 V / 60 Hz

Amperage / Plug Type 7.0 A / NEMA 5- 15P

OPTIONAL FEATURES



GLASS DOOR MERCHANDISERS WITH CANOPY



NGR-036-H

Exterior Unit Dimensions
24" (w) x 24" (d) x 77.75" (h)

Interior Dimensions
20" (w) x 18" (d) x 48" (h)

Capacity
370 L & 13 CU. FT

Voltage
115 V / 60 Hz

Amperage / Plug Type
1.8 A / NEMA 5- 15P



NGR-40-S

Exterior Unit Dimensions
39.5" (w) x 29.25" (d) x 80.25" (h)

Interior Dimensions
36" (w) x 21" (d) x 54" (h)

Capacity
772 L & 27.25 CU. FT

Voltage
115 V / 60 Hz

Amperage / Plug Type
3.8 A / NEMA 5- 15P



NGR-115-S

Exterior Unit Dimensions
54.25" (w) x 31.5" (d) x 78.5" (h)

Interior Dimensions
49.5" (w) x 26.75" (d) x 59" (h)

Capacity
1150 L & 40.6 CU. FT

Voltage
115 V / 60 Hz

Amperage / Plug Type
8.0 A / NEMA 5- 15P



NGR-182-H

Exterior Unit Dimensions
78" (w) x 33" (d) x 80.4" (h)

Interior Dimensions
73.25" (w) x 31.9" (d) x 78.5" (h)

Capacity
1953 L & 69 CU. FT

Voltage
115 V / 60 Hz

Amperage / Plug Type
8.0 A / NEMA 5- 15P

AVAILABLE WITH LEFT HINGE! (NGR-036L-H)

FREEZER MERCHANDISER WITH CANOPY

Ideal for convenience stores, front of house, grocery stores, restaurants & cafés

Product code: NGF-122-H



FEATURES

Exterior LED sign light and interior lighting

Heavy duty adjustable shelving

Triple pane tempered glass

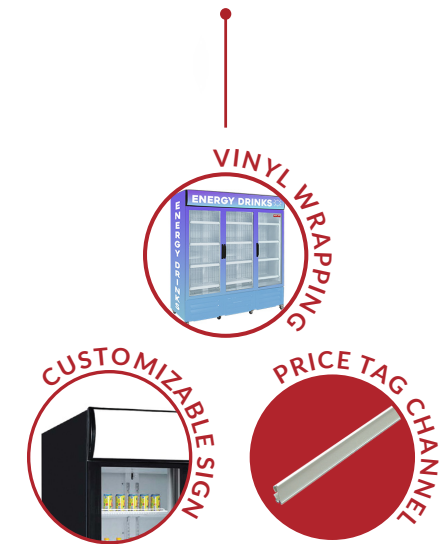
Casters (with front brakes)

On/Off switch at the front

Self-closing doors

Temperature range: -10 to -22 °C

OPTIONAL FEATURES



FREEZER MERCHANDISER WITH CANOPY



NGF-054-H

Exterior Unit Dimensions
27.25" (w) x 33" (d) x 78.5" (h)

Interior Dimensions
22" (w) x 25.5" (d) x 48" (h)

Capacity
486 L & 17 CU. FT

Voltage
115 V / 60 Hz

Amperage / Plug Type
7.0 A / NEMA 5- 15P



NGF-122-H

Exterior Unit Dimensions
54.25" (w) x 33.75" (d) x 78.5" (h)

Interior Dimensions
49.5" (w) x 25.5" (d) x 48" (h)

Capacity
1073 L & 38 CU. FT

Voltage
115 V / 60 Hz

Amperage / Plug Type
12.5 A / NEMA 5- 15P



NGF-182-H

Exterior Unit Dimensions
78.25" (w) x 33" (d) x 78.5" (h)

Interior Dimensions
73.25" (w) x 25.5" (d) x 48" (h)

Capacity
1750 L & 61.8 CU. FT

Voltage
115 V / 60 Hz

Amperage / Plug Type
15.9 A / NEMA 5- 20P

GLASS DOOR MERCHANDISERS WITHOUT CANOPY

Ideal for convenience stores, front of house, grocery stores, restaurants & cafés
Product Code: NGR-49-HB



FEATURES

Built-in motor and slim door frames for maximum storage space & product display

Carel digital controller and LED display

Double-pane single low-e tempered glass

Black interior and exterior

Patented “i-light”
for brighter, anti-glare interior lighting

Casters & rear stoppers

Aluminum frame with stainless steel interior & base

Self-closing doors with locks

Adjustable shelving

Refrigerator temperature range: 2 to 10°C

Freezer temperature range: -22 to -18°C

OPTIONAL FEATURES



GLASS DOOR MERCHANDISERS **WITHOUT CANOPY**



NGR-17-77H

Exterior Unit Dimensions

16.5" (w) x 20.75" (d) x 77.25" (h)

Interior Dimensions

13.5" (w) x 16.25" (d) x 61.25" (h)

Capacity

217 L & 7.6 CU. FT

Voltage

110 V / 60 Hz

Amperage / Plug Type

2 A / NEMA 5- 15P



NGR-21-62H

Exterior Unit Dimensions

21" (w) x 20.75" (d) x 62.25" (h)

Interior Dimensions

18" (w) x 16.25" (d) x 46.25" (h)

Capacity

217 L & 7.6 CU. FT

Voltage

110 V / 60 Hz

Amperage / Plug Type

2 A / NEMA 5- 15P



NGR-23-71H

Exterior Unit Dimensions

22.75" (w) x 20.75" (d) x 71.25" (h)

Interior Dimensions

19.5" (w) x 16.25" (d) x 55.25" (h)

Capacity

285 L & 8.12 CU. FT

Voltage

110 V / 60 Hz

Amperage / Plug Type

2 A / NEMA 5- 15P

GLASS DOOR MERCHANDISERS **WITHOUT CANOPY**



NGR-30-HB

Exterior Unit Dimensions

29.5" (w) x 30" (d) x 80.25" (h)

Interior Dimensions

25" (w) x 22.75" (d) x 60.75" (h)

Capacity

560 L & 20 CU. FT

Voltage

115 V / 60 Hz

Amperage / Plug Type

6.75 A / NEMA 5- 15P

NGR-49-HB

Exterior Unit Dimensions

49.25" (w) x 30" (d) x 80.25" (h)

Interior Dimensions

45.75" (w) x 23.5" (d) x 61.75" (h)

Capacity

809 L & 38 CU. FT

Voltage

115 V / 60 Hz

Amperage / Plug Type

7.4 A / NEMA 5- 15P

NGR-74-HB

Exterior Unit Dimensions

74" (w) x 30" (d) x 80.25" (h)

Interior Dimensions

45.75" (w) x 23.5" (d) x 61.75" (h)

Capacity

1246 L & 44 CU. FT

Voltage

115 V / 60 Hz

Amperage / Plug Type

7.4 A / NEMA 5- 15P

GLASS DOOR FREEZER WITHOUT CANOPY



NGF-30-HB

Exterior Unit Dimensions	29.5" (w) x 30" (d) x 80.25" (h)
Interior Dimensions	25" (w) x 22.75" (d) x 60.5" (h)
Capacity	560 L & 20 CU. FT
Voltage	115 V / 60 Hz
Amperage / Plug Type	6.75 A / NEMA 5- 15P



NGF-49-HB

Exterior Unit Dimensions	49.5" (w) x 30" (d) x 80.25" (h)
Interior Dimensions	44.75" (w) x 22.75" (d) x 60.5" (h)
Capacity	702 L & 24.8 CU. FT
Voltage	115 V / 60 Hz
Amperage / Plug Type	9.7 A / NEMA 5- 15P

STAINLESS STEEL REACH-INS



STAINLESS STEEL REACH-INS

Ideal for commercial kitchens, restaurants & food processing spaces

Product Code: NSR-115-H



FEATURES

Dixell digital temperature controller & on/off switch

Heavy duty caster (with front brakes)

Self-closing doors
with stay-open function

Adjustable wireshelves with epoxy coating

Stainless steel Interior and exterior

Refrigerator temperature range: 1 to 5°C

Freezer temperature range: -22 to -18°C



T-RACK FITS 18" X 26" PANS

Food rack insert can be used with all refrigerator and freezer sizes
Product Code: TRACK-1418-SS



STAINLESS STEEL REFRIGERATORS



NSR-050-H

Exterior Unit Dimensions

27.5" (w) x 32.5" (d) x 82" (h)

Interior Dimensions

21.75" (w) x 27.5" (d) x 48.75" (h)

Capacity

504 L & 17.79 PI. FT

Voltage

115 V / 60 Hz

Amperage / Plug Type

3.1 A / NEMA 5- 15P



REVERSIBLE HINGES!



NSR-115-H

Exterior Unit Dimensions

54.5" (w) x 32.5" (d) x 82" (h)

Interior Dimensions

49.5" (w) x 27.5" (d) x 48.75" (h)

Capacity

1153 L & 40.74 CU. FT

Voltage

115 V / 60 Hz

Amperage / Plug Type

8.6 A / NEMA 5- 15P



NSR-182-H

Exterior Unit Dimensions

82.5" (w) x 32.5" (d) x 82" (h)

Interior Dimensions

77" (w) x 27.5" (d) x 48.75" (h)

Capacity

1820 L & 64.8 CU. FT

Voltage

115 V / 60 Hz

Amperage / Plug Type

8.6 A / NEMA 5- 15P

STAINLESS STEEL FREEZERS



NSF-050-H

Exterior Unit Dimensions

27.5" (w) x 32.5" (d) x 82" (h)

Interior Dimensions

21.75" (w) x 27.5" (d) x 48.75" (h)

Capacity

504 L & 17.79 CU. FT

Voltage

115 V / 60 Hz

Amperage / Plug Type

9.5 A / NEMA 5- 15P



REVERSIBLE HINGES!



NSF-115-H

Exterior Unit Dimensions

54.5" (w) x 32.5" (d) x 82" (h)

Interior Dimensions

49.5" (w) x 27.5" (d) x 48.75" (h)

Capacity

1153 L & 40.74 CU. FT

Voltage

115 V / 60 Hz

Amperage / Plug Type

14 A / NEMA 5- 15P



NSF-182-H

Exterior Unit Dimensions

82.5" (w) x 32.5" (d) x 82" (h)

Interior Dimensions

77" (w) x 27.5" (d) x 48.75" (h)

Capacity

1820 L & 64.8 CU. FT

Voltage

115 V / 60 Hz

Amperage / Plug Type

16 A / NEMA 5- 20P

UNDERCOUNTERS



UNDERCOUNTER REFRIGERATORS & FREEZERS


Ideal for commercial kitchens, restaurants & cafeterias
Product Code: NUR-029-SS



FEATURES

- Dixell™ digital temperature control
- Stainless steel interior and exterior
- Adjustable epoxy-coated wire shelving
- Self-closing doors with stay open feature
- Back mounted compressor
- Heavy duty casters

OPTIONAL FEATURES



UNDERCOUNTER REFRIGERATORS



NUR-029-SS

Exterior Unit Dimensions 29.25" (w) x 31.5" (d) x 36" (h)

Interior Dimensions 25" (w) x 27" (d) x 25" (h)

Capacity 198 L & 6.99 CU. FT

Voltage 115 V / 60 Hz

Amperage / Plug Type 2.0 A / NEMA 5- 15P



NUR-048-SS

Exterior Unit Dimensions 48.25" (w) x 31.5" (d) x 36" (h)

Interior Dimensions 44" (w) x 27" (d) x 25" (h)

Capacity 345.75 L & 12.21 CU. FT

Voltage 115 V / 60 Hz

Amperage / Plug Type 2.4 A / NEMA 5- 15P



NUR-060-SS

Exterior Unit Dimensions 60.25" (w) x 31.5" (d) x 36" (h)

Interior Dimensions 57" (w) x 27" (d) x 25" (h)

Capacity 440 L & 15.53 CU. FT

Voltage 115 V / 60 Hz

Amperage / Plug Type 2.4 A / NEMA 5- 15P



NUR-072-SS

Exterior Unit Dimensions 72.5" (w) x 31.5" (d) x 36" (h)

Interior Dimensions 68" (w) x 27" (d) x 25" (h)

Capacity 537 L & 18.96 CU. FT

Voltage 115 V / 60 Hz

Amperage / Plug Type 3.4 A / NEMA 5- 15P



OPTIONAL FEATURE



UNDERCOUNTER FREEZERS



NUF-029-SS

Exterior Unit Dimensions 29.25" (w) x 31.5" (d) x 36" (h)

Interior Dimensions 25" (w) x 27" (d) x 25" (h)

Capacity 198 L & 6.99 CU. FT

Voltage 115 V / 60 Hz

Amperage / Plug Type 2.3 A / NEMA 5- 15P



NUF-048-SS

Exterior Unit Dimensions 48.25" (w) x 31.5" (d) x 36" (h)

Interior Dimensions 44" (w) x 27" (d) x 25" (h)

Capacity 345.75 L & 12.21 CU. FT

Voltage 115 V / 60 Hz

Amperage / Plug Type 8.0 A / NEMA 5- 15P



NUF-060-SS

Exterior Unit Dimensions 60.25" (w) x 31.5" (d) x 36" (h)

Interior Dimensions 57" (w) x 27" (d) x 25" (h)

Capacity 440 L & 15.53 CU. FT

Voltage 115 V / 60 Hz

Amperage / Plug Type 8.0 A / NEMA 5- 15P



NUF-072-SS

Exterior Unit Dimensions 72.5" (w) x 31.5" (d) x 36" (h)

Interior Dimensions 68" (w) x 27" (d) x 25" (h)

Capacity 537 L & 18.96 CU. FT

Voltage 115 V / 60 Hz

Amperage / Plug Type 12.4 A / NEMA 5- 15P



OPTIONAL FEATURE



PREP TABLES



REFRIGERATED SALAD & SANDWICH PREP TABLES & MEGA TOPS

Ideal for restaurants, cafeterias & food processing spaces
 Product Code: NPT-048-SA & NPT-048-MSA



FEATURES



Clear plastic 1/6 pans included

Rear digital controller

14.5" deep cutting board included

Temperature range: 0.5 to 5 °C

Self-closing doors at 60° with stay open feature

Stainless steel interior and exterior

Back mounted compressor

Adjustable heavy duty shelves



14.5" deep cutting board included

9" deep cutting board included



REFRIGERATED SALAD & SANDWICH PREP TABLES



NPT-029-SA

Exterior Unit Dimensions 29.25" (w) x 31.5" (d) x 43.75" (h)

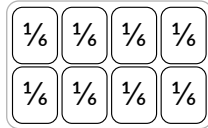
Interior Dimensions 25" (w) x 20" (d) x 23" (h)

Capacity 185.75 L & 6.56 CU. FT

Voltage 115 V / 60 Hz

Amperage / Plug Type 2.0 A / NEMA 5- 15P

Pan Capacity 1/6" x 8



NPT-048-SA

Exterior Unit Dimensions 48.25" (w) x 31.5" (d) x 43.75" (h)

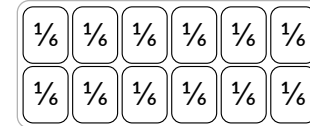
Interior Dimensions 44" (w) x 20" (d) x 23" (h)

Capacity 324.79 L & 11.47 CU. FT

Voltage 115 V / 60 Hz

Amperage / Plug Type 2.4 A / NEMA 5- 15P

Pan Capacity 1/6" x 12



NPT-060-SA

Exterior Unit Dimensions 60.25" (w) x 31.5" (d) x 43.75" (h)

Interior Dimensions 57" (w) x 20" (d) x 23" (h)

Capacity 405.78 L & 14.33 CU. FT.

Voltage 115 V / 60 Hz

Amperage / Plug Type 2.4 A / NEMA 5- 15P

Pan Capacity 1/6" x 8 + 1/6" x 8



NPT-072-SA

Exterior Unit Dimensions 72.5" (w) x 31.5" (d) x 43.75" (h)

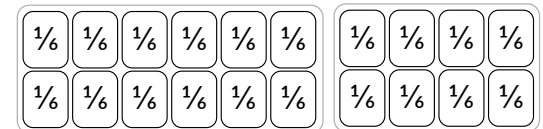
Interior Dimensions 68" (w) x 20" (d) x 23" (h)

Capacity 497.81 L & 17.58 CU. FT

Voltage 115 V / 60 Hz

Amperage / Plug Type 3.4 A / NEMA 5- 15P

Pan Capacity 1/6" x 12 + 1/6" x 8



REFRIGERATED SALAD & SANDWICH MEGA TOP PREP TABLES



NPT-029-MSA

Exterior Unit Dimensions 29.25" (w) x 31.5" (d) x 45.75" (h)

Interior Dimensions 25" (w) x 20" (d) x 23" (h)


Capacity 185.75 L & 6.56 CU. FT

Voltage 115 V / 60 Hz

Amperage / Plug Type 2.0 A / NEMA 5- 15P

Pan Capacity

1/6 x 12



NPT-048-MSA

Exterior Unit Dimensions 48.25" (w) x 31.5" (d) x 45.75" (h)

Interior Dimensions 44" (w) x 20" (d) x 23" (h)


Capacity 324.79 L & 11.47 CU. FT

Voltage 115 V / 60 Hz

Amperage / Plug Type 2.4 A / NEMA 5- 15P

Pan Capacity

1/6 x 18



NPT-060-MSA

Exterior Unit Dimensions 60.25" (w) x 31.5" (d) x 45.75" (h)

Interior Dimensions 57" (w) x 20" (d) x 23" (h)

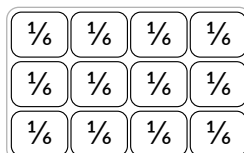
Capacity 405 L & 14.33 CU. FT

Voltage 115 V / 60 Hz

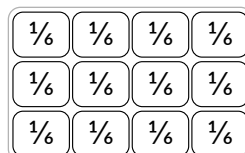
Amperage / Plug Type 2.4 A / NEMA 5- 15P

Pan Capacity

1/6 x 12



1/6 x 12



NPT-072-MSA

Exterior Unit Dimensions 72.5" (w) x 31.5" (d) x 45.75" (h)

Interior Dimensions 68" (w) x 20" (d) x 23" (h)

Capacity 497.81 L & 17.58 CU. FT

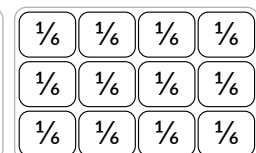
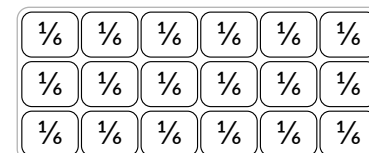
Voltage 115 V / 60 Hz

Amperage / Plug Type 3.4 A / NEMA 5- 15P

Pan Capacity

1/6 x 18

1/6 x 12



REFRIGERATED PIZZA PREP TABLES

Ideal for restaurants, cafeterias & food processing spaces

Product Code: NPT-092-PI



FEATURES

Front digital controller

Clear plastic 1/3 pans included

19" deep cutting board included

Higher resistance to dust, high quality condenser

Self-closing doors at 60° with stay open feature

Stainless steel interior & exterior, sealed interior floors

Adjustable heavy duty shelves

Temperature Range 0.5 to 5°C



DOUBLE OVERSHELF WITH ADJUSTABLE MIDDLE SHELF

Double overshelf can be used with all prep tables

Product Code: TDOS-XX-SS



REFRIGERATED PIZZA PREP TABLES



NPT-044-PI

Exterior Unit Dimensions

44.75" (w) x 35.5" (d) x 43.75" (h)

Interior Dimensions

27" (w) x 25" (d) x 23" (h)

Capacity

279.77 L & 9.88 CU. FT

Voltage

115 V / 60 Hz

Amperage / Plug Type

2.2 A / NEMA 5- 15P

Pan Capacity

6 x 1/3



NPT-070-PI

Exterior Unit Dimensions

70" (w) x 35.5" (d) x 43.75" (h)

Interior Dimensions

48.5" (w) x 25" (d) x 23" (h)

Capacity

497.81 L & 17.58 CU. FT

Voltage

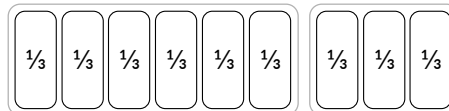
115 V / 60 Hz

Amperage / Plug Type

2.8 A / NEMA 5- 15P

Pan Capacity

6 x 1/3 + 3 x 1/3



NPT-092-PI

Exterior Unit Dimensions

91.9" (w) x 35.5" (d) x 42.8" (h)

Interior Dimensions

69.4" (w) x 31.5" (d) x 26" (h)

Capacity

684 L & 24.15 CU. FT

Voltage

110 V / 60 Hz

Amperage / Plug Type

8.5 A / NEMA 5- 15P

Pan Capacity

6 x 1/3 + 6 x 1/3



CHEF BASES



GN 1/6

REFRIGERATED CHEF BASES

Ideal for commercial kitchens, restaurants & cafeterias
Product Code: NCB-36-SS



FEATURES

Digital temperature control and defrost frequency

Heavy duty casters (with front brakes)

Durable and high weight bearing rails for drawers

Stainless steel exterior & interior
with rounded corners for easy cleaning

Removable drawers

Temperature range: 0.5 to 5 °C




COUNTERTOP

Countertops can be used with chef bases

Manual Griddle:
Product Code: BMG-XX

Grill:
Product Code: BRB-XX





NCB-036-SS

Exterior Unit Dimensions

36" (w) x 32.5" (d) x 26.5" (h)

Voltage


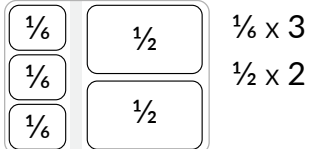
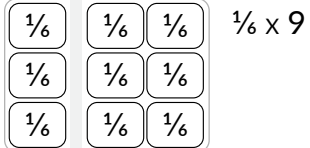
115 V / 60 Hz

Amperage / Plug Type

1.7 A / NEMA 5- 15P

Pan Capacity per Drawer (2)

*Adjustable bar allows for various sized pans: (Pans not included)



NCB-052-SS

Exterior Unit Dimensions

52.5" (w) x 32.5" (d) x 26.5" (h)

Voltage

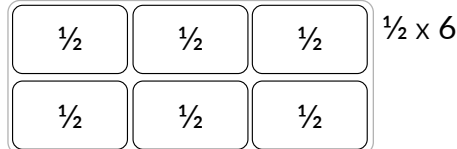
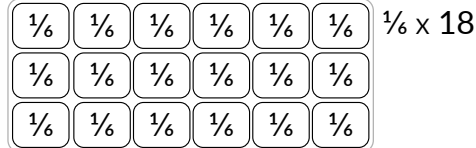
115 V / 60 Hz

Amperage / Plug Type

2.1 A / NEMA 5- 15P

Pan Capacity per Drawer (2)

*Adjustable bar allows for various sized pans: (Pans not included)



NCB-072-SS

Exterior Unit Dimensions

72" (w) x 32.25" (d) x 26.5" (h)

Voltage

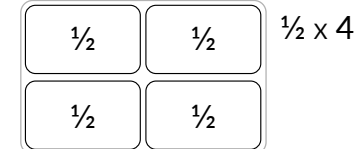
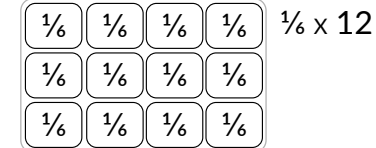
115 V / 60 Hz

Amperage / Plug Type

2.6 A / NEMA 5- 15P

Pan Capacity per Drawer (4)

*Adjustable bar allows for various sized pans: (Pans not included)



ICE CREAM FREEZERS



CURVED GLASS DISPLAY ISLAND FREEZERS

Ideal for large convenience stores & supermarkets

Product Code: NIF-56-CG



FEATURES

Aluminum interior

LED lighting

Sliding curved glass doors

Front bumper

Front temperature display & digital thermostat

Temperature range: -22 to -18°C

Our island freezer units are **30" IN DEPTH** to maximize even positioning, and can be placed as single pieces or as whole islands



NIF-56-CG

Exterior Unit Dimensions 56.5" (w) x 30" (d) x 33" (h)

Interior Dimensions 50.25" (w) x 24" (d) x 23" (h)

Capacity 500 L & 17.66 CU. FT

Voltage 115 V / 60 Hz

Amperage / Plug Type 2.4 A / NEMA 5- 15P



NIF-80-CG

Exterior Unit Dimensions 79.5" (w) x 30" (d) x 33" (h)

Interior Dimensions 74" (w) x 24" (d) x 23" (h)

Capacity 700 L & 24.75 CU. FT

Voltage 115 V / 60 Hz

Amperage / Plug Type 3.8 A / NEMA 5- 15P



CURVED GLASS ICE CREAM FREEZERS

deal for restaurants convenience stores & supermarkets & cafeterias
Product Code: NIF-24-CG



FEATURES

Wire baskets included

Aluminum interior

Sliding curved glass doors

Side temperature display & adjustable thermostat

Temperature range: -22 to -18°C



REFLECT YOUR BRAND WITH
CUSTOMIZABLE VINYL WRAPPING!

NIF-24-CG

Exterior Unit Dimensions 24.25" (w) x 26.25" (d) x 33.75" (h)

Interior Dimensions 18.5" (w) x 20" (d) x 24.5" (h)

Capacity 125 L & 4.4 CU. FT

Voltage 115 V / 60 Hz

Amperage / Plug Type 1.7 A / NEMA 5- 15P



NIF-32-CG

Exterior Unit Dimensions 31.75" (w) x 27.5" (d) x 33.75" (h)

Interior Dimensions 25.75" (w) x 21.5" (d) x 24.25" (h)

Capacity 215 L & 7.6 CU. FT

Voltage 115 V / 60 Hz

Amperage / Plug Type 1.7 A / NEMA 5- 15P



CURVED GLASS ICE CREAM FREEZERS



NIF-35-CG

Exterior Unit Dimensions 35" (w) x 24.5" (d) x 35.75" (h)

Interior Dimensions 29" (w) x 19" (d) x 25.5" (h)

Capacity 208 L & 7.3 CU. FT

Voltage 110 / 60 Hz

Amperage / Plug Type 2.5 A / NEMA 5- 15P



NIF-49-CG

Exterior Unit Dimensions 49" (w) x 24.5" (d) x 35.75" (h)

Interior Dimensions 43" (w) x 19" (d) x 25.5" (h)

Capacity 326 L & 11.5 CU. FT

Voltage 110 V / 60 Hz

Amperage / Plug Type 3.5 A / NEMA 5- 15P



NIF-55-CG

Exterior Unit Dimensions 54.5" (w) x 24.5" (d) x 35.75" (h)

Interior Dimensions 49" (w) x 19" (d) x 25.5" (h)

Capacity 366 L & 13 CU. FT

Voltage 110 V / 60 Hz

Amperage / Plug Type 3.5 A / NEMA 5- 15P



NIF-61-CG

Exterior Unit Dimensions 61" (w) x 27.75" (d) x 32.75" (h)

Interior Dimensions 55" (w) x 21.5" (d) x 25.5" (h)

Capacity 362 L & 16.3 CU. FT

Voltage 115 V / 60 Hz

Amperage / Plug Type 2.9 A / NEMA 5- 15P



FLAT TOP GLASS ICE CREAM FREEZERS

Ideal for restaurants ice cream shops, convenience stores, & grocery stores



NIF-41-DC

Exterior Unit Dimensions

40.5" (w) x 26.5" (d) x 51" (h)

Interior Dimensions

35" (w) x 21" (d) x 25.5" (h)



NIF-50-DC

Exterior Unit Dimensions

50" (w) x 26.5" (d) x 51" (h)

Interior Dimensions

44" (w) x 21" (d) x 25.5" (h)



NIF-60-DC

Exterior Unit Dimensions

60.5" (w) x 26.5" (d) x 51" (h)

Interior Dimensions

54" (w) x 21" (d) x 25.5" (h)



NIF-71-DC

Exterior Unit Dimensions

71" (w) x 26.5" (d) x 51" (h)

Interior Dimensions

65" (w) x 21" (d) x 25.5" (h)



x 3

NIF-41-FG

Exterior Unit Dimensions

40.5" (w) x 26.5" (d) x 32.75" (h)

Interior Dimensions

35" (w) x 21" (d) x 25.5" (h)

Capacity

280 L & 9.9 CU. FT

Voltage

115 / 60 Hz

Amperage / Plug Type

2.3 A / NEMA 5- 15P



x 4

NIF-50-FG

Exterior Unit Dimensions

50" (w) x 26.5" (d) x 32.75" (h)

Interior Dimensions

44" (w) x 21" (d) x 25.5" (h)

Capacity

365 L & 12.9 CU. FT

Voltage

115 V / 60 Hz

Amperage / Plug Type

2.3 A / NEMA 5- 15P



x 5

NIF-60-FG

Exterior Unit Dimensions

60.5" (w) x 26.5" (d) x 32.75" (h)

Interior Dimensions

54" (w) x 21" (d) x 25.5" (h)

Capacity


456 L & 16.1 CU. FT

Voltage

115 / 60 Hz

Amperage / Plug Type

2.9 A / NEMA 5- 15P



x 6

NIF-71-FG

Exterior Unit Dimensions

71" (w) x 26.5" (d) x 33" (h)

Interior Dimensions

65" (w) x 21" (d) x 25.5" (h)

Capacity

549 L & 19.4CU. FT

Voltage

115 V / 60 Hz

Amperage / Plug Type

2.9 A / NEMA 5- 15P

BEER DISPENSERS & BACKBARS



BEER DISPENSERS

Ideal for bar, restaurants, & cafés
Product Code: NBD-23-SB



FEATURES

Casters Included

Internal thermometer

Keg couplers & double beer tower

Digital temperature control

Door with lock

Self-closing door

Black-coated steel exterior

Temperature Range: 0 to 5°C

OPTIONAL FEATURE



BEER DISPENSERS



NBD-23-SB

Exterior Unit Dimensions*

23.5" (w) x 30.75" (d) 39.75" (h)

Interior Dimensions

19.5" (w) x 19.5" (d) x 28.5" (h)

Capacity

184 L & 6.5 CU. FT

Voltage

115 V / 60 Hz

Amperage / Plug Type

1.9 A / NEMA 5- 15P

*Height does not include 16" tap tower

Height includes casters



NBD-69-SB

Exterior Unit Dimensions*

69" (w) x 27.75" (d) x 36.25" (h)

Interior Dimensions

56.5" (w) x 22" (d) x 30.5" (h)

Capacity

659 L & 23.3 CU. FT

Voltage

115 V / 60 Hz

Amperage / Plug Type

3.6 A / NEMA 5- 15P

*Height does not include 16" tap tower

Add 5" for casters



NBD-90-SB

Exterior Unit Dimensions*

90" (w) x 27.75" (d) x 35.75" (h)

Interior Dimensions

77.75" (w) x 22" (d) x 30.5" (h)

Capacity

916 L & 32 CU. FT

Voltage

115 V / 60 Hz

Amperage / Plug Type

4.7 A / NEMA 5- 15P

*Height does not include 16" tap tower

Add 5" for casters

NARROW REFRIGERATED BACK BARS



NBB-48-SG-N

Exterior Unit Dimensions 48.75" (w) x 24.5" (d) x 36.25" (h)

Interior Dimensions 36.5" (w) x 18.5" (d) x 30.5" (h)

Capacity 339 L & 12 CU. FT

Voltage 115 V / 60 Hz

Amperage / Plug Type 2.9 A / NEMA 5- 15P



NBB-48-SB-N

Exterior Unit Dimensions 48.75" (w) x 24.5" (d) x 36.25" (h)

Interior Dimensions 36.5" (w) x 18.5" (d) x 30.5" (h)

Capacity 339 L & 12 CU. FT

Voltage 115 V / 60 Hz

Amperage / Plug Type 2.9 A / NEMA 5- 15P



NBB-72-SG-N

Exterior Unit Dimensions 72.75" (w) x 24.5" (d) x 36.5" (h)

Interior Dimensions 60" (w) x 18.75" (d) x 30" (h)

Capacity 555 L & 19.6 CU. FT

Voltage 115 V / 60 Hz

Amperage / Plug Type 4.0 A / NEMA 5- 15P



NBB-72-SB-N

Exterior Unit Dimensions 72.75" (w) x 24.5" (d) x 36.5" (h)

Interior Dimensions 60" (w) x 18.75" (d) x 30" (h)

Capacity 555 L & 19.6 CU. FT

Voltage 115 V / 60 Hz

Amperage / Plug Type 4.0 A / NEMA 5- 15P



OPTIONAL
FEATURE



REFRIGERATED BACK BARS



NBB-23-SG **CASTERS INCLUDED**

Exterior Unit Dimensions 23.5" (w) x 30.75" (d) x 39.75" (h)
Interior Dimensions 19.5" (w) x 26" (d) x 29" (h)
Capacity 220 L & 7.8 CU. FT
Voltage 115 / 60 Hz
Amperage / Plug Type 1.9 A / NEMA 5- 15P



NBB-60-SG

Exterior Unit Dimensions 58.75" (w) x 27.75" (d) x 36.25" (h)
Interior Dimensions 46.25" (w) x 22.5" (d) x 30.5" (h)
Capacity 546 L & 19 CU. FT
Voltage 115 V / 60 Hz
Amperage / Plug Type 2.9 A / NEMA 5- 15P



NBB-69-SG

Exterior Unit Dimensions 69.25" (w) x 27.75" (d) x 36.25" (h)
Interior Dimensions 56.5" (w) x 22.5" (d) x 30.5" (h)
Capacity 665 L & 23.5 CU. FT
Voltage 115 V / 60 Hz
Amperage / Plug Type 4.0 A / NEMA 5- 15P



NBB-90-SG

Exterior Unit Dimensions 90.5" (w) x 27.75" (d) x 36.25" (h)
Interior Dimensions 77.75" (w) x 22" (d) x 30.5" (h)
Capacity 916 L & 32 CU. FT
Voltage 115 V / 60 Hz
Amperage / Plug Type 4.7 A / NEMA 5- 15P





NBB-23-SB **CASTERS INCLUDED**

Exterior Unit Dimensions 23.5" (w) x 30.75" (d) x 39.75" (h)

Interior Dimensions 19.5" (w) x 26" (d) x 29" (h)

Capacity 220 L & 7.8 CU. FT

Voltage 115 / 60 Hz

Amperage / Plug Type 1.9 A / NEMA 5- 15P



NBB-60-SB

Exterior Unit Dimensions 58.75" (w) x 27.75" (d) x 36.25" (h)

Interior Dimensions 46.25" (w) x 22.5" (d) x 30.5" (h)

Capacity 546 L & 19 CU. FT

Voltage 115 V / 60 Hz

Amperage / Plug Type 2.9 A / NEMA 5- 15P



NBB-69-SB

Exterior Unit Dimensions 69.25" (w) x 27.75" (d) x 36.25" (h)

Interior Dimensions 56.5" (w) x 22.5" (d) x 30.5" (h)

Capacity 665 L & 23.5 CU. FT

Voltage 115 V / 60 Hz

Amperage / Plug Type 4.0 A / NEMA 5- 15P



NBB-90-SB

Exterior Unit Dimensions 90.5" (w) x 27.75" (d) x 36.25" (h)

Interior Dimensions 77.75" (w) x 22" (d) x 30.5" (h)

Capacity 916 L & 32 CU. FT

Voltage 115 V / 60 Hz

Amperage / Plug Type 4.7 A / NEMA 5- 15P



**OPTIONAL
FEATURE**



DISPLAY CASES



RAW MINT DORTÍK
S BÍLOU A TENKOU ČOKOLÁDOU
RAW MINT CAKE WITH TWO
LAYERS OF CHOCOLATE
49,-



TĚŽKÝ RAW OVOCNÝ DORT
S KRÉMEM Z MLADÉHO KOKOSU
ALMOST RAW FRUIT CAKE
WITH YOUNG COCONUT CREAM
99,-



RAW BANÁNOVÝ DORT
S KRÉMEM Z MLADÉHO KOKOSU
RAW BANANA CAKE
WITH YOUNG COCONUT CREAM
99,-

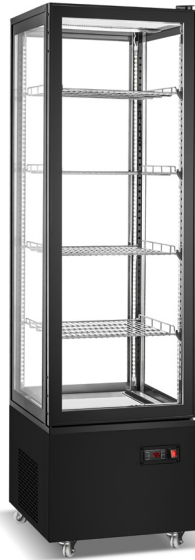


RAW JABLEČNÝ ŠTRÚDL
S KEŠU KRÉMEM
RAW APPLE STRUDEL
WITH CASHEW CREAM
79,-



UPRIGHT GLASS REFRIGERATED DISPLAY CASES

Ideal for restaurants, cafés, & bakeries



FEATURES

LED bright cold tone lighting in each corner for superior product display

Digital controller and LED display

Black brushed stainless steel exterior

Adjustable chrome wireshelves

Front hinged glass doors

Temperature range: 2 to 12°C

NUDC-21-SS

Exterior Unit Dimensions 20.5" (w) x 19.1" (d) x 73.2" (h)

Interior Dimensions 17" (w) x 14" (d) x 50.5" (h)

Capacity 250 L

Voltage 110 - 120 V / 60 Hz

Amperage / Plug Type 2.85 A / NEMA 5- 15P

NUDC-26-SS

Exterior Unit Dimensions 25.5" (w) x 25.5" (d) x 73.7" (h)

Interior Dimensions 22" (w) x 20" (d) x 50.5" (h)

Capacity 400 L

Voltage 110 - 120 V / 60 Hz

Amperage / Plug Type 3.1 A / NEMA 5- 15P



SQUARE GLASS REFRIGERATED DISPLAY CASES

Ideal for restaurants, cafés, & bakeries

Product Code: NDC-36-SG



FEATURES

Front heated anti-fog film to remove condensation

Black-brushed stainless steel

Height & angle can be adjusted for each glass shelf

Bright LED lighting under each shelf for superior product display

Rear digital temperature controller and LED display

Casters

Temperature range: 2 to 5°C





NDC-36-SG

Exterior Unit Dimensions 35.5" (w) x 29.25" (d) x 53.5" (h)

Interior Dimensions 30.5" (w) x 26.25" (d) x 31.5" (h)

Capacity 417 L & 14.7 CU. FT

Voltage 115 V / 60 Hz

Amperage / Plug Type 7.6 A / NEMA 5- 15P



NDC-48-SG

Exterior Unit Dimensions 47.25" (w) x 29.25" (d) x 53.5" (h)

Interior Dimensions 42.25" (w) x 26.25" (d) x 31.5" (h)

Capacity 542 L & 19.1 CU. FT

Voltage 115 V / 60 Hz

Amperage / Plug Type 8.3 A / NEMA 5- 15P



NDC-59-SG

Exterior Unit Dimensions 59" (w) x 29.25" (d) x 53.5" (h)

Interior Dimensions 54.25" (w) x 26.25" (d) x 31.5" (h)

Capacity 686 L & 24.2 CU. FT

Voltage 115 V / 60 Hz

Amperage / Plug Type 9.6 A / NEMA 5- 15P



NDC-71-SG

Exterior Unit Dimensions 71" (w) x 29.25" (d) x 53.5" (h)

Interior Dimensions 65.5" (w) x 26.25" (d) x 31.5" (h)

Capacity 830 L & 29.3 CU. FT

Voltage 115 V / 60 Hz

Amperage / Plug Type 10.3 A / NEMA 5- 15P



CURVED GLASS REFRIGERATED DISPLAY CASES

Ideal for restaurants, cafés, & bakeries

Product Code: NDC-36-CG



FEATURES

LED Lighting under each shelf for superior product display

Double tempered glass all around

Air ducts on 3 sides to remove condensation around glass

Rear sliding doors

Black-brushed stainless steel

2 adjustable glass shelves (angle & height)

Casters

Temperature range: 2 to 12°C



NDC-36-CG

Exterior Unit Dimensions 37" (w) x 27" (d) x 47.75" (h)

Interior Dimensions 34" (w) x 23" (d) x 25.5" (h)

Capacity 270 L & 9.53 CU. FT

Voltage 120 V / 60 Hz

Amperage / Plug Type 4.5 A / NEMA 5- 15P



NDC-48-CG

Exterior Unit Dimensions 48.75" (w) x 27" (d) x 47.5" (h)

Interior Dimensions 43.5" (w) x 23" (d) x 25.5" (h)

Capacity 370 L & 13.06 CU. FT

Voltage 120 V / 60 Hz

Amperage / Plug Type 4.5 A / NEMA 5- 15P



NDC-60-CG

Exterior Unit Dimensions 60.5" (w) x 27" (d) x 47.5" (h)

Interior Dimensions 55.25" (w) x 23" (d) x 25.5" (h)

Capacity 470 L & 16.59 CU. FT

Voltage 120 V / 60 Hz

Amperage / Plug Type 4.9 A / NEMA 5- 15P



NDC-72-CG

Exterior Unit Dimensions 72.5" (w) x 27" (d) x 47" (h)

Interior Dimensions 67" (w) x 23" (d) x 25.5" (h)

Capacity 570 L & 20.12 CU. FT

Voltage 120 V / 60 Hz

Amperage / Plug Type 4.9 A / NEMA 5- 15P



REFRIGERATED GRAVITY COIL DELI CASES

Ideal for restaurants, cafés, & deli's & markets

Product Code: NDDC-48-GC



FEATURES

LED bright cold tone lighting under each shelf for superior product display

Digital controller and LED display

Black exterior, stainless steel interior

Adjustable glass shelves

Rear sliding glass doors

Temperature range: 0 to 6°C (main cabinet)
2 to 10°C (bottom cool chamber)



GRAVITY COIL systems boast a refrigeration coil at the top of the cabinet that allows the cool air to “drop” down over the food. These types of display cases are best for raw meat, cheese, seafood, salads, and other deli products where you don't want the drying effect of constantly circulating air.





NDDC-48-GC

Exterior Unit Dimensions 48.25" (w) x 34" (d) x 55" (h)

Interior Dimensions 46.5" (w) x 28.75" (d) x 30" (h)

Capacity 638 L + 130 L & 22.5 CU. FT + 4.6 CU. FT

Voltage 110 - 120 V / 60 Hz

Amperage / Plug Type 3.9 A / NEMA 5- 15P



NDDC-60-GC

Exterior Unit Dimensions 60" (w) x 33.75" (d) x 55" (h)

Interior Dimensions 58.25" (w) x 28.75" (d) x 30" (h)

Capacity 808 L + 185 L & 28.5 CU. FT + 6.5 CU. FT

Voltage 110 - 120 V / 60 Hz

Amperage / Plug Type 3.9 A / NEMA 5- 15P



NDDC-72-GC

Exterior Unit Dimensions 71.75" (w) x 33.75" (d) x 55" (h)

Interior Dimensions 70" (w) x 28.75" (d) x 30" (h)

Capacity 978 L + 240 L & 34.5 CU. FT + 8.5 CU. FT

Voltage 110 - 120 V / 60 Hz

Amperage / Plug Type 3.9 A / NEMA 5- 15P



NDDC-84-GC

Exterior Unit Dimensions 83.5" (w) x 33.6" (d) x 55" (h)

Interior Dimensions 81.75" (w) x 28.75" (d) x 30" (h)

Capacity 1148 L + 295 L & 40.5 CU. FT + 10.4 CU. FT

Voltage 110 - 120 V / 60 Hz

Amperage / Plug Type 3.9 A / NEMA 5- 15P



SLIM VERTICAL OPEN MERCHANDISERS

Ideal for restaurants, cafés, convenience stores & supermarkets
Product code: NOM-24-S



FEATURES

Pull-down night curtain

Tempered glass

3 adjustable stainless steel shelves

Price tag channels

Stainless steel exterior & interior

Digital temperature control

Casters (with front brakes)

Cool tone LED lighting on the top of unit and under each shelf

Temperature range: 2 to 10°C

NOM-19-S

Exterior Unit Dimensions 19.5" (w) x 27.25" (d) x 68.75" (h)

Interior Dimensions 18.25" (w) x 18.25" (d) x 42" (h)

Capacity 220 L & 7.8 CU. FT

Voltage 115 V / 60 Hz

Amperage / Plug Type 11.8 A / NEMA 5- 15P



NOM-24-S

Exterior Unit Dimensions 23.75" (w) x 29.5" (d) x 67.5" (h)

Interior Dimensions 22" (w) x 18" (d) x 37.5" (h)

Capacity 250 L & 8.8 CU. FT

Voltage 115 V / 60 Hz

Amperage / Plug Type 11.8 A / NEMA 5- 15P



COUNTERTOP DISPLAY



REFRIGERATED COUNTERTOP DISPLAY CASES

Ideal for restaurants, cafés, and bakeries
Product Code: NCD-24-CD



FEATURES

Double pane glass on all 4 sides

Internal LED lighting

Digital temperature control
& on/off switch at the rear

Adjustable angles shelving

Vents on 3 sides to eliminate condensation

Stainless steel interior

Automatic defrost and ventilated cooling system

Temperature range: 2 to 12°C

NCD-24-CD

Exterior Unit Dimensions 24.25" (w) x 22" (d) x 34.5" (h)

Interior Dimensions 19.75" (w) x 10" (d) x 26" (h)

Capacity 146 L & 5.15 CU. FT

Voltage 110 - 120 V / 60 Hz

Amperage / Plug Type 2.1 A / NEMA 5- 15P

NCD-32-CD

Exterior Unit Dimensions 31.25" (w) x 22" (d) x 34.5" (h)

Interior Dimensions 27" (w) x 10" (d) x 26" (h)

Capacity 196 L & 6.9 CU. FT

Voltage 110 - 120 V / 60 Hz

Amperage / Plug Type 2.4 A / NEMA 5- 15P



SQUARE SELF-SERVE REFRIGERATED COUNTERTOP DISPLAY CASES



FEATURES

Double tempered glass on all 4 sides

Internal LED lighting

Digital controller and LED display

Black and Stainless steel exterior

2 Adjustable glass shelves

Front and back self-serve sliding door

Ventilated cooling system & automatic defrost

Stabilizing feet

Temperature range: 0 to 12°C

NCDC-36-SV

Exterior Unit Dimensions 35.5" (w) x 20.75" (d) x 37.75" (h)

Interior Dimensions 31.5" (w) x 16.25" (d) x 22" (h)

Capacity 185 L & 6.5 CU. FT

Voltage 110 - 120 V / 60 Hz

Amperage / Plug Type 2.85 A / NEMA 5- 15P

NCDC-48-SV

Exterior Unit Dimensions 47.75" (w) x 20.75" (d) x 37.75" (h)

Interior Dimensions 43.5" (w) x 16.25" (d) x 22" (h)

Capacity 255 L & 9 CU. FT

Voltage 110 - 120 V / 60 Hz

Amperage / Plug Type 3.1 A / NEMA 5- 15P

NCDC-60-SV

SPECIAL ORDER ONLY!

Exterior Unit Dimensions 59.5" (w) x 20.75" (d) x 37.75" (h)

Interior Dimensions 55.5" (w) x 16.25" (d) x 22" (h)

Capacity 325 L & 11.5 CU. FT

Voltage 110 - 120 V / 60 Hz

Amperage / Plug Type 4.0 A / NEMA 5- 15P

SELF-SERVE COUNTERTOP DISPLAY REFRIGERATOR

Ideal for convenience stores, grocery stores, and cafés
Product Code: NCR-24-35H



FEATURES

Digital controller and LED display

Triple tempered glass door

LED lighting

Self-closing door with lock

Adjustable PVC shelves

Ventilated cooling system & automatic defrost

Temperature range: 1 to 6°C

NCR-24-35H

Exterior Unit Dimensions	24.5" (w) x 24.25" (d) x 34.75" (h)
Interior Dimensions	20.25" (w) x 14.5" (d) x 28.5" (h)
Capacity	119 L & 4.2 CU. FT
Voltage	110 - 120 V / 60 Hz
Amperage / Plug Type	2.8 A / NEMA 5- 15P



REFLECT YOUR BRAND WITH
CUSTOMIZABLE VINYL WRAPPING!



SELF-SERVE COUNTERTOP DISPLAY REFRIGERATOR/FREEZER



FEATURES

Manual Defrost

Tempered glass door with lock

LED interior lighting

Aluminium interior

Adjustable shelves

Refrigerator temperature range: 0 to 10°C

Freezer temperature range: -22 to -18°C

NCR-20-H

Exterior Unit Dimensions 23.5" (w) x 20.5" (d) x 26.75" (h)

Interior Dimensions 19" (w) x 15.5" (d) x 21" (h)

Capacity 88 L & 3 CU. FT

Voltage 115 V / 60 Hz

Amperage / Plug Type 1.9 A / NEMA 5- 15P

NCF-20-H

Exterior Unit Dimensions 23.5" (w) x 20.5" (d) x 26.75" (h)

Interior Dimensions 19" (w) x 15.5" (d) x 21" (h)

Capacity 88 L & 3 CU. FT

Voltage 115 V / 60 Hz

Amperage / Plug Type 2.6 A / NEMA 5- 15P



REFLECT YOUR BRAND WITH
CUSTOMIZABLE VINYL WRAPPING!

HEATED COUNTERTOP DISPLAY CASES

Ideal for restaurants, cafés, and bakeries
Product Code: NDC-013-HT



FEATURES

Glass top

Interior LED lighting

Adjustable shelving

Built-in water bowl

Rear sliding doors

Rear digital temperature control

Stainless steel interior and exterior

Temperature range: 30 to 90°C



NDC-013-HT

Exterior Unit Dimensions 27" (w) x 23" (d) x 28" (h)

Interior Dimensions 26" (w) x 19" (d) 19" (h)

Capacity 130 L & 4.6 CU. FT

Voltage 115 V / 60 Hz

Amperage / Plug Type 9.9 A / NEMA 5- 15P

NDC-016-HT

Exterior Unit Dimensions 34" (w) x 23" (d) x 28" (h)

Interior Dimensions 33" (w) x 19" (d) x 19" (h)

Capacity 160 L & 5.6 CU. FT

Voltage 115 V / 60 Hz

Amperage / Plug Type 13.1 A / NEMA 5- 15P



SPECIALTY COUNTERTOP DISPLAYS



FEATURES

Digital temperature control

Brilliant Interior LED lighting

Adjustable humidity control

Rotating chrome plated shelves

On/Off power switch

Temperature range: 30 to 90°C

Heated Pizza Warmer Case

Ideal for restaurants, cafés, and pizzerias

NDC-25-PHT

Exterior Unit Dimensions 23.5" (w) x 23.75" (d) x 27.25" (h)

Interior Dimensions 23" (w) x 23" (d) x 18.5" (h)

Capacity 158 L & 5.6 CU. FT

Voltage 115 V / 60 Hz

Amperage / Plug Type 13.1 A / NEMA 5- 15P

FEATURES

Interior LED lighting

Front double tempered glass

Ventilated cooling system and Automatic defrost

Rear sliding door

Digital control & LED display

Temperature range: -13 to -22°C



Countertop Gelato Display Case

Ideal for ice cream shops and supermarkets

NCGD-46-S

Exterior Unit Dimensions 46" (w) x 33.5" (d) x 24.5" (h)

Interior Dimensions 42" (w) x 20" (d) 10" (h)

Capacity 122 L & 4.3 CU. FT

Voltage 110 - 120 V / 60 Hz

Amperage / Plug Type 9.0 A / NEMA 5- 15P

SPECIALTY COUNTERTOP REFRIGERATED DISPLAYS



FEATURES

Digital temperature control & LED display

Ventilated Cooling System & Auto-defrost

Door closes automatically

Double Tempered Glass

Adjustable Glass Shelves

Temperature range: 2 to 8°C

Round Glass Countertop Display Case

Ideal for restaurants, cafés, and convenience stores

NDC-010-RD

Exterior Unit Dimensions 19" (w) x 19" (d) 41" (h)

Interior Dimensions 13" (w) x 13" (d) x 26" (h)

Capacity 100 L & 3.5 CU. FT

Voltage 115 V / 60 Hz

Amperage / Plug Type 2.6 A / NEMA 5- 15P



FEATURES

Interior LED lighting

Double tempered glass

Digital control & LED display

Curved self-serve door

Ventilated cooling system and Automatic defrost

Temperature range: 2 to 12°C

Vertical Self-serve Countertop Display Case

Ideal for restaurants, cafés, and convenience stores

NCD-19-SV

Exterior Unit Dimensions 16.75" (w) x 17" (d) 39" (h)

Interior Dimensions 15.5" (w) x 15.5" (d) x 24" (h)

Capacity 86 L & 3 CU. FT

Voltage 110 - 120 V / 60 Hz

Amperage / Plug Type 2.2 A / NEMA 5- 15P

WARRANTY

PARTS & LABOUR WARRANTY

NEW AIR warrants to the original purchaser of every NEW AIR unit, the cabinet and all parts thereof, to be free from defects in material or workmanship, under normal and proper use and maintenance service as specified by NEW AIR and upon proper installation and start-up in accordance with the instruction packet supplied with each NEW AIR unit.

NEW AIR obligation under this warranty is limited to a period of 1 year, 2 years or 3 years from the date of original installation or 18 months after the shipment date from NEW AIR, whichever occurs first. **See product model warranty**

Any parts covered under this warranty that are determined by NEW AIR to have been defective is limited to the repair or replacement, including labour charges, of defective parts or assemblies. The labour warranty shall include standard straight time labour charges only, as determined by NEW AIR. Parts deemed to be damaged due to normal wear and tear (gaskets, lights, locks, etc.) are not covered by this warranty.

WARRANTY CLAIMS

All claims for labour or parts must be made directly through NEW AIR and must have a service call authorization number.

All claims should include: model number of the unit, the serial number of the unit, proof of purchase, date of installation, and all pertinent information supporting the existence of the alleged defect. In case of warranty compressor, the compressor tag must be returned to NEW AIR along with above listed information.

COMPRESSOR WARRANTY

In addition to the warranties stated above, NEW AIR warrants its compressor to be free from defects in both material and workmanship under normal and proper usage and maintenance service for a period of 2, 3 or 4 additional years from the date of original purchase but not to exceed 5 years and 3 months after shipment from the manufacturer. The compressor startup kit is warranted for a period of 3 years only. **See product model warranty**

WHAT IS NOT COVERED BY THIS WARRANTY

NEW AIR's sole obligation under this warranty is limited to either the repair or replacement of parts, subject to the additional limitations below. This warranty neither assumes nor authorizes any person to assume obligations other than those expressly covered by this warranty. dues à une défaillance du système de réfrigération.



*New Air units are designed for commercial use

NO CONSEQUENTIAL DAMAGES. NEW AIR is not responsible for economic loss; profit loss; or special, indirect, or consequential damages, including without limitation, losses or damages arising from food or product spoilage claims whether or not account of refrigeration failure.

Warranty is not transferable. This warranty is not assignable and applies only in favour of the original purchaser/user to whom delivered.

Any travelling time, on-site waiting time, waiting time due to site access delays, holiday or overtime labour charges, are not covered by this warranty. The relocation of a unit for repair or replacement is not covered.

Improper usage: NEW AIR assumes no liability for parts or labour coverage for component failure or other damages resulting from improper usage or installation or failure to clean and/or maintain product as set forth in the warranty packet provided with the unit.

Residential installations must meet the requirements of a commercial installation (i.e. the electrical panel must be able to support these units and the ambient temperature and humidity levels must not be above what is indicated in the user manual.) NEW AIR reserves the right to void the warranty on installations that do not meet its requirements.

Alteration, neglect, abuse, misuse, accident, damage during transit or installation, fire, flood, acts of god: NEW AIR is not responsible for the repair or replacement of any parts that NEW AIR determines have been subjected after the date of manufacture to alteration, neglect, abuse, misuse, accident, damage during transit or installation, fire, flood, or act of god.

Improper electrical connections: NEW AIR is not responsible for the repair or replacement of failed or damaged components resulting from electrical power failure, the use of extension cords, low voltage, or voltage drops to the unit. This warranty applies to units sold in Canada only and all warranty coverage will be void for all units shipped outside of Canada.



2024 PRODUCT CATALOGUE

ELEVATE YOUR STANDARDS!



[NEWAIRREFRIGERATION.CA](https://www.newairrefrigeration.ca)



1 (800) 567 3620

